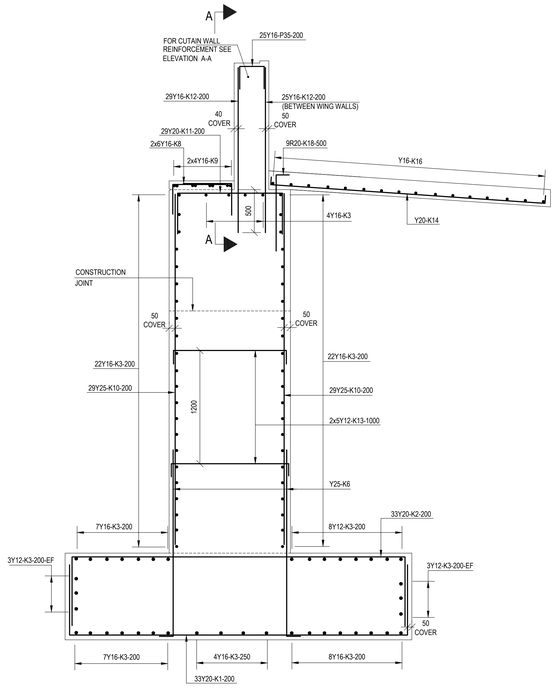

TYPICAL WALL SECTION
1:25

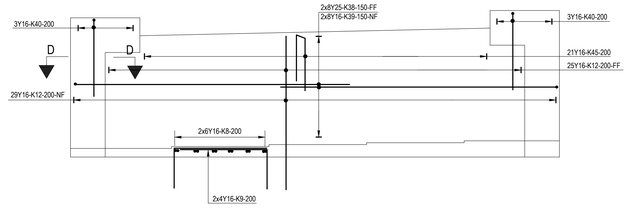

ELEVATION A-A
1:25

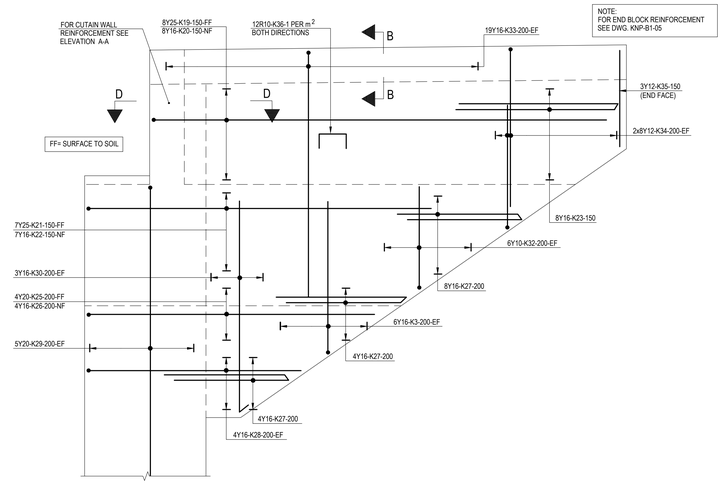

TYPICAL SOUTHERN ELEVATION WING WALL
(NORTHERN ELEVATION WING WALL MIRROR IMAGE)
1:25

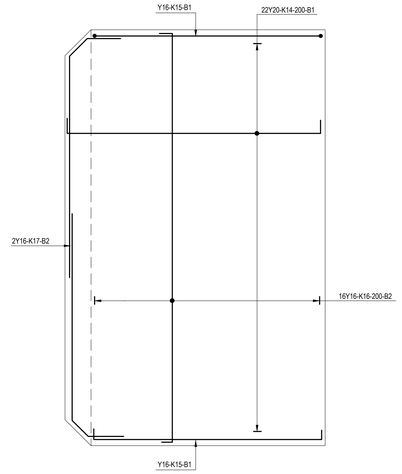

APPROACH SLAB REINFORCEMENT
1:25

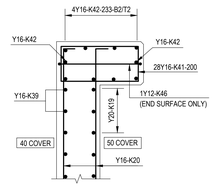

SECTION B-B
1:20

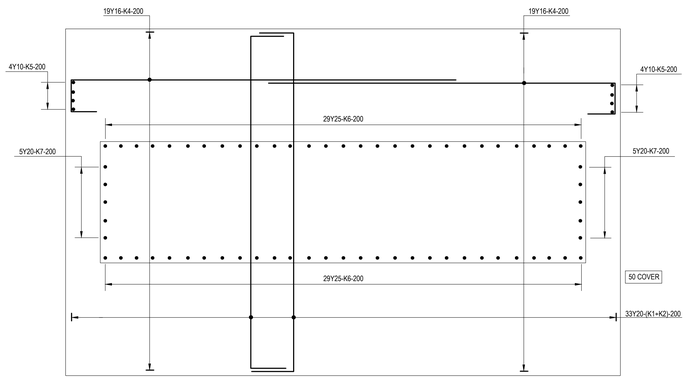

LAYOUT : FOOTING WITH STARTER BARS
1:25

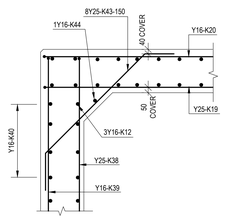

SECTION D-D
1:20

LEGEND

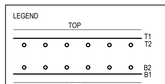

EF = EACH FACE
PFS = PLACED IN FAN SHAPE
NF = NEAR FACE
FF = FAR FACE

30MPa CONCRETE

BAR DIA	10	12	16	20	25	32
LAP LENGTH	420	530	560	700	875	1120

MIN CONCRETE COVER = 40mm OR AS INDICATED

No.	Date	Revision	Initial
01	AUG 24	FOR TENDER	LH

South African
NATIONAL PARKS
TECHNICAL SERVICES

Project

SHANGONI - ROAD PROJECT

Client

KRUGER
NATIONAL PARK

Drawing

BRIDGE B1
ABUTMENT D
REINFORCEMENT DETAILS

Scale: AS SHOWN
Drawn: D.VENTER/L. HEPKEMA
Checked: A. NYAMBI
Date: MAY 2020

Drawing No. KNP-B1-06
Rev. 01

This drawing and design is copyright and must not be reproduced in part or in whole without prior written consent. Contractors must verify all dimensions on site before commencing work or preparing shop drawings.